


ADNET COFFEE TABLE // Ø100

ADNET COLLECTION

Designed by Jacques Adnet

PRODUCT



Item no.: 61070-XX
+ style code

DESCRIPTION

This distinctive, round leather coffee table with equestrian inspired detailing is a perfect example of Adnet's designs at that time. The table is available in either black or brown leather and in two sizes: Ø70 and Ø100 cm.

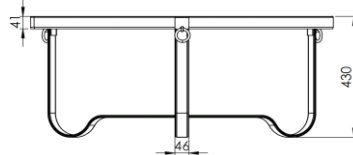
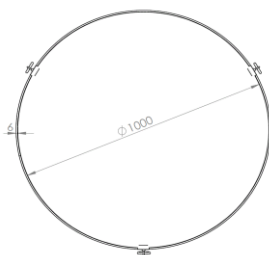
VERSION

- Tan Full Grain aniline leather / Light Weight glass
- Black Full Grain aniline leather / Light weight glass

TABLE VERSION

Series contains the following:

Ø70, Ø100



ACCESSORIES

COLOURS



// Tan



// Black

FACTS

MEASUREMENT
H:42 X Ø100 cm

Leather thickness frame 4,5 X two layers: 9 mm
Leather thickness strap: 4,5 mm
Glass (extra light) 2mm

WEIGHT ITEM
27 kg

PACKAGING TYPE
Cardboard box

PACKAGING MEASUREMENT - L X W X H CM
L:104 W:104 H:45 CM

WEIGHT PACKAGING - MATERIAL TYPE

- Delivery note: 10 g
- Certificate: 10 g
- Assembly instructions: 10 g
- Bubble postal bag: 10 g
- PE polybag: 5 g
- Polystyrene EPS foam: 840 g

WEIGHT PACKAGING - TOTAL
4 kg

NUMPER OF PARCELS
1 pcs.

Designed by Jacques Adnet

CLEANING AND MAINTENANCE

For normal cleaning, vacuum or dust frequently with a clean, dry cloth. If leather is soiled, it can be wiped with a damp soft cloth and a lather of any mild soap and a minimum amount of lukewarm water. Do not spot clean leather; clean the entire surface. Wipe clean with a damp cloth and dry with a clean, soft cloth.

For spots and spills, wipe excess liquid immediately with a clean cloth or sponge; let the leather air dry. If further cleaning is necessary, sponge the entire surface with clean, lukewarm water. Let the leather air dry; never use a hair dryer or other heat source to dry leather.

For stubborn spots and stains, apply a mild, nonabrasive soap solution with a clean, wet sponge. Rinse well and let air dry. For butter, oil, or grease, wipe the leather with a clean, dry cloth and let the remainder of the oil dissipate into the leather. Do not apply water or try to wash a grease spot.

Do not use saddle soap, cleaning solvents, oils, furniture polishes, varnishes, abrasive cleaners, detergents, or ammonia on leather; they will ruin the finish, causing it to become sticky and cracked.

ENVIRONMENT

Parts can be separated and sorted for recycling.

INSTALLATION INSTRUCTIONS